



Registration SLSP with multiple organizational identities

(e.g. being concurrently a university employee and a student; a member of several institutions)

Are you simultaneously employed at a Swiss university/university of applied sciences AND a student at the same institution or at another university or university of applied sciences?
Are you employed at several Swiss universities/universities of applied sciences?
If any of these cases apply to you please follow these instructions:

Step 1: SLSP Registration

Register with SLSP as an employee or student by following this link:
<https://registration.slsp.ch/?iz=ube>

Either

- a) by using an existing SWITCH edu-ID or
- b) creating an account with SWITCHaai

Complete the SLSP registration process. You will find Instructions on the [University Bern website](#).

Step 2: Link another "function" to your SWITCH edu-ID (quick guide):

The detailed instructions for step 2 can be found on the next page.

- a) Go to <https://eduid.ch> and log in with the account you used to register at SLSP.
- b) Add another organisational identity to your account and save the data.

Now you are registered at SLSP with all the specified identities and benefit from the respective privileges.



Instructions to link multiple organisational identities

1. Go to <https://eduid.ch> and log in with the account you used to register at SLSP.

SWITCH edu-ID


My edu-ID Help EN ▾

Log in to: SLSP Registration

Service description:
Register with the Swiss Library Service Platform (SLSP).

SWITCH edu-ID

E-mail:

Password: 





[Forgot password?](#)
[Options for personal data protection](#)

SWITCH

[About](#) / [Terms of Use](#) / [Legal Notice](#) / [Imprint](#)

2. At the bottom of the page of your SWITCH edu-ID, you will find the option to add additional organisational identities. Click on the link to proceed.

Linked Identities

Organisational Identity	Status	Actions
Staff u^b Universität Bern petra.redmond@ub.unibe.ch		 
Add organisational identity		

3. Choose your additional organisation and click on *proceed*.

Link an organisational AAI identity

1 Authentication 2 Link Confirmation


To link an AAI identity to your SWITCH edu-ID first select the AAI organisation where you have an identity, then click on the login button and authenticate at the selected organisation. Adding the same AAI identity again, will add and update the user information.

Enter the name of the organisation you are affiliated with... > AAI

Proceed

SWITCH

4. Fill in your login details from the organisation you have currently selected and not used beforehand.

SWITCHaai 

UNIVERSITÄT BERN

You are about to access the service:
SWITCH edu-ID Registrierung

Username

Password

Clear prior granting of permission for release of your information to this service.

Login

[Forgot your password?](#) [To create a new password now, go to](#)
[Need Help?](#)

5. Confirm the data of your additional organisational identity.

Select an information release consent duration:

Ask me again at next login
I agree to send my information this time.

Ask me again if information to be provided to this service changes
I agree that the same information will be sent automatically to this service in the future.

This setting can be revoked at any time with the checkbox on the login page.

6. Agree to the linking of this data to your SWITCH edu-ID by clicking on *proceed* (weiter).

SWITCH edu-ID Fabio Abmelden Hilfe DE

AAI Organisations-Identität verbinden

Authentisierung Bestätigung Verbindung

Verwendete Persönliche Daten aus Ihrer SWITCHaai Identität

Vorname

Familienname

E-Mail Adresse

Geschlecht

Bevorzugte Sprache

Organisations-Identität

Fahren Sie fort, wenn Sie der Verbindung dieser Daten mit Ihrer SWITCH edu-ID Identität zustimmen.

SWITCH

Allgemeines / Nutzungsbedingungen / Rechtliches / Impressum

7. Your additional organisational identity should now be visible under *linked identities* (verlinkte Identitäten).

Verlinkte Identitäten

	Status	Aktionen
Organisations-Identität Studentin/Student u ^b Universität Bern @students.unibe.ch	✔	<input type="button" value="🔍"/> <input type="button" value="🔄"/>
Organisations-Identität Mitarbeiterin/Mitarbeiter u ^b Universität Bern @ub.unibe.ch	✔	<input type="button" value="🔍"/> <input type="button" value="🔄"/>
Organisations-Identität hinzufügen		<input type="button" value="⊕"/>

Other organisational identities can be added in the same way. The data provided from the additional organisational identities will be automatically synchronized at SLSP, allowing you to benefit from the respective privileges.